

BRITCAR
SPA EURO RACE 2014
RACE 1 (120')
Provisional Classification

Drivers	Team	Vehicle	Class	Laps	Total Time	Gap	Avg Kph	Best Lap	Avg Kph	
1 2 Javier MORCILLO/Manuel CINTRANO	Neil Garner Motorsport	Masler MT900 GT3	1	45	2:00:08.116	-	157.4	35	2:27.527	170.9
2 393 Jake CAMILLERI	Racer Industries	MARC Focus V8	2	44	2:00:30.588	1 Lap	153.4	9	2:35.158	162.5
3 21 Peter COOK/Franck PELLE	Simpson Motorsport	Audi R8	2	44	2:01:46.872	1 Lap	151.8	8	2:32.089	165.8
4 26 David MASON/Calum LOCKIE	FF Corse	Ferrari 458 Challenge	2	44	2:02:25.280	1 Lap	151.0	9	2:31.000	167.0
5 391 Peter LEEMHUIS/Keith KASSULKE	Racer Industries	MARC Focus V8	2	43	2:00:50.628	2 Laps	149.5	39	2:40.240	157.4
6 24 Guillaume GRUCHET	Driver	Porsche 997 Cup	2	43	2:01:58.392	2 Laps	148.1	23	2:39.634	157.9
7 450 Cor EUSER/Osman YUSUF	Cor Euser Racing	Lotus Evora	3	42	1:59:18.554	3 Laps	147.9	22	2:39.078	158.5
8 41 Andrew DONALDSON/John STACK	Intersport	Ginetta G50 GT4	3	41	2:00:09.002	4 Laps	143.4	21	2:45.017	152.8
9 42 Adam HAYES/Mark RADCLIFFE	Intersport	BMW M3 GT4	3	41	2:00:48.243	4 Laps	142.6	19	2:44.694	153.1
10 53 Mark CUNNINGHAM/Peter CUNNINGHAM		Seat T	4	41	2:00:50.477	4 Laps	142.6	9	2:42.770	154.9
11 43 Ian DONALDSON/Anna WALEWSKA	Intersport	BMW V8 GT4	3	41	2:02:01.042	4 Laps	141.2	16	2:45.671	152.2
12 79 Cris HAYES/Andy THOMPSON	Westlake Motorsport	Seat 2000	4	40	2:00:18.866	5 Laps	139.7	4	2:49.813	148.5
13 31 Darren NELSON/Nigel GREENSALL	BAMD	Ferrari 458 Challenge	2	40	2:00:27.405	5 Laps	139.5	30	2:32.793	165.0
14 54 Jonathan CULLUM/Rob CULLUM		Seat Supercopa	4	40	2:00:29.154	5 Laps	139.5	34	2:51.126	147.3
15 68 Robert TAYLOR/Graham COX	Zest Racecar Engineering	Seat T	4	34	2:02:38.484	11 Laps	116.5	6	2:51.955	146.6
16 46 Ian MITCHELL	Ian Mitchell	BMW V8	3	31	1:57:08.069	14 Laps	111.2	18	2:46.117	151.8
17 77 David WEBB/Andrew GIBBS	Track Torque	Seat T	4	23	2:01:15.457	22 Laps	79.7	8	2:51.637	146.9
18 8 Mike MILLARD		Rapier SR2 LMPX	1	22	58:30.739	23 Laps	158.0	12	2:29.380	168.8
19 66 Emin SADIG/Wil ARIF		BMW Z3	4	20	1:52:20.105	25 Laps	74.8	12	2:55.005	144.1
20 33 Jensen LUNN/Alistair LINDSAY	Jensen Lunn	Chevron GT 3	2	13	52:22.449	32 Laps	104.3	6	2:51.971	146.6
21 9 Chris BEIGHTON/Jon FINNEMORE		Marcos GTC	1	10	28:49.604	35 Laps	145.8	5	2:34.643	163.0
22 49 Martin PARSONS/Chrissy PALMER	Track Torque Racing	Chevron GR8	3	4	13:10.982	41 Laps	127.5	4	2:39.386	158.2
23 228 Viron ALEXANDRE/Bordet PIERRE-ETIENNE	Delahaye Racing Team	Porsche 997 GT3	1							

Not started


37 Hans VAN BEEK/Joey VAN BEEK	Name Stitching Class Racing	BMW	3
57 Mike MOSS/Tom HOWARD		BMW M3 GT4	4

Pole Position	J. MORCILLO	2:24.556	174.4 Kph
Fastest Lap	Lap 35 Manuel CINTRANO	2:27.527	170.9 Kph

Published at:

Track Status: **DRY**

Race Director:	Timekeeper:
-----------------------	--------------------



BRITCAR
SPA EURO RACE 2014
RACE 1

Provisional Classification by Class


Nr. Drivers	Team	Car	Laps	Total Time	Gap	Kph	Best Lap		
							Lap	Time	Kph
1									
1 2 J. MORCILLO / M. CINTRANO	Neil Garner Motorsport	Mosler MT900 GT3	45	2:00:08.116		157.4	35	2:27.527	170.9
2 8 M. MILLARD		Rapier SR2 LMPX	22	58:30.739	23 Laps	158.0	12	2:29.380	168.8
3 9 C. BEIGHTON / J. FINNEMORE		Marcos GTC	10	28:49.604	35 Laps	145.8	5	2:34.643	163.0
4 228 V. ALEXANDRE / B. PIERRE-ETIENNE	Delahaye Racing Team	Porsche 997 GT3			35 Laps	0.0			
2									
1 393 J. CAMILLERI	Racer Industries	MARC Focus V8	44	2:00:30.588		153.4	9	2:35.158	162.5
2 21 P. COOK / F. PELLE	Simpson Motorsport	Audi R8	44	2:01:46.872	+1'16.284	151.8	8	2:32.089	165.8
3 26 D. MASON / C. LOCKIE	FF Corse	Ferrari 458 Challenge	44	2:02:25.280	+1'54.692	151.0	9	2:31.000	167.0
4 391 P. LEEHUIS / K. KASSULKE	Racer Industries	MARC Focus V8	43	2:00:50.628	1 Laps	149.5	39	2:40.240	157.4
5 24 G. GRUCHET	Driver	Porsche 997 Cup	43	2:01:58.392	1 Laps	148.1	23	2:39.634	157.9
6 31 D. NELSON / N. GREENSALL	BAMD	Ferrari 458 Challenge	40	2:00:27.405	4 Laps	139.5	30	2:32.793	165.0
7 33 J. LUNN / A. LINDSAY	Jensen Lunn	Chevron GT 3	13	52:22.449	31 Laps	104.3	6	2:51.971	146.6
3									
1 450 C. EUSER / O. YUSUF	Cor Euser Racing	Lotus Evora	42	1:59:18.554		147.9	22	2:39.078	158.5
2 41 A. DONALDSON / J. STACK	Intersport	Ginetta G50 GT4	41	2:00:09.002	1 Laps	143.4	21	2:45.017	152.8
3 42 A. HAYES / M. RADCLIFFE	Intersport	BMW M3 GT4	41	2:00:48.243	1 Laps	142.6	19	2:44.694	153.1
4 43 I. DONALDSON / A. WALEWSKA	Intersport	BMW V8 GT4	41	2:02:01.042	1 Laps	141.2	16	2:45.671	152.2
5 46 I. MITCHELL	Ian Mitchell	BMW V8	31	1:57:08.069	11 Laps	111.2	18	2:46.117	151.8
6 49 M. PARSONS / C. PALMER	Track Torque Racing	Chevron GR8	4	13:10.982	38 Laps	127.5	4	2:39.386	158.2
<i>Not started</i>									
37 H. VAN BEEK / J. VAN BEEK	Name Stitching Class Racing	BMW			42 Laps	0.0			
4									
1 53 M. CUNNINGHAM / P. CUNNINGHAM		Seat T	41	2:00:50.477		142.6	9	2:42.770	154.9
2 79 C. HAYES / A. THOMPSON	Westlake Motorsport	Seat 2000	40	2:00:18.866	1 Laps	139.7	4	2:49.813	148.5
3 54 J. CULLUM / R. CULLUM		Seat Supercopa	40	2:00:29.154	1 Laps	139.5	34	2:51.126	147.3
4 68 R. TAYLOR / G. COX	Zest Racecar Engineering	Seat T	34	2:02:38.484	7 Laps	116.5	6	2:51.955	146.6
5 77 D. WEBB / A. GIBBS	Track Torque	Seat T	23	2:01:15.457	18 Laps	79.7	8	2:51.637	146.9
6 66 E. SADIG / W. ARIF		BMW Z3	20	1:52:20.105	21 Laps	74.8	12	2:55.005	144.1
<i>Not started</i>									
57 M. MOSS / T. HOWARD		BMW M3 GT4							0.0

Published at:

Track Status:

DRY


Race Director:	Timekeeper:



BRITCAR
SPA EURO RACE 2014
RACE 1

Lap Chart


		LAP																																		
Nr	Pos	Grid	1	2	3	4	5	6	7	8	9	10	11	12	13	14	15	16	17	18	19	20	21	22	23	24	25	26	27	28	29	30	31	32		
2	1	2	8	8	8	8	8	8	8	8	8	26	26	26	8	8	26	26	26	26	26	26	26	26	26	26	26	26	26	26	26	26	26	26	26	
8	2	8	26	26	26	26	26	26	26	26	26	8	8	26	26	26	26	26	26	26	26	26	26	26	26	26	26	26	26	26	26	26	26	26		
21	3	21	2	2	2	21	21	21	21	21	21	21	21	21	21	21	21	21	21	21	21	21	21	21	21	26	26	26	21	21	2	24	393	393	393	
228	4	228	21	21	21	2	9	9	9	9	9	2	2	2	2	2	2	2	2	2	2	2	393	393	393	24	2	2	2	2	24	393	21	21	31	
26	5	26	49	49	49	9	2	393	2	2	2	9	393	393	393	393	393	393	393	393	393	393	31	31	24	2	24	24	24	393	21	31	31	21		
9	6	9	31	9	9	49	393	2	393	393	393	393	31	31	31	31	31	31	31	31	31	31	24	24	2	53	41	31	31	31	31	31	391	391	391	
393	7	393	9	393	393	393	31	31	31	31	31	31	24	24	24	24	24	24	24	24	24	24	53	2	53	43	31	41	41	391	391	391	450	450	450	
31	8	31	393	31	31	31	391	391	391	391	24	24	391	391	391	391	53	53	53	53	53	53	2	53	43	41	391	391	391	450	450	450	24	24	24	
49	9	49	391	391	391	391	53	53	24	24	391	391	53	53	53	53	450	450	450	43	43	43	43	41	41	41	31	450	450	450	41	41	41	41	41	
391	10	391	53	53	53	53	24	24	53	53	53	53	450	450	450	450	43	43	43	43	41	41	41	41	41	31	391	43	43	42	53	53	53	53	53	
53	11	53	24	24	24	24	450	450	450	450	450	43	43	43	43	41	41	41	41	42	42	42	42	42	42	450	42	42	43	42	42	42	42	42	42	
450	12	450	450	450	450	450	43	43	43	43	43	43	41	41	41	41	46	46	42	391	391	391	391	391	391	42	53	53	53	43	43	43	43	43	43	
24	13	24	43	43	43	43	41	41	41	41	41	41	46	46	46	42	42	42	391	391	450	450	450	450	450	54	54	54	79	79	79	79	79	79		
43	14	43	46	46	46	41	46	46	46	46	46	46	42	42	42	42	391	391	79	79	54	54	54	54	54	79	79	79	79	54	54	54	54	54	54	
41	15	41	41	41	41	46	79	79	79	42	42	42	77	77	77	77	79	79	54	54	79	79	79	79	79	68	68	68	68	68	68	68	68	68	68	
46	16	46	79	79	79	79	33	33	42	68	68	68	68	79	79	79	54	54	68	68	68	68	68	68	68	46	46	46	46	46	46	46	46	46	46	
33	17	33	33	33	33	33	42	42	68	54	77	77	79	54	54	54	77	68	46	46	46	46	46	46	46	77	77									
57	18	57	68	68	68	68	68	68	54	77	54	54	54	68	68	68	68	66	66	66	66	66	66	66	66	66	66	66	66	66	66	66	66	66	66	
37	19	37	42	42	42	42	54	54	77	79	79	79	33	33	33	66	66	77	77	77	77	77	77	77	77	77	77	77	77	77	77	77	77	77	77	
42	20	42	54	54	54	54	77	77	33	33	33	33	66	66	66																					
79	21	79	77	77	77	77	66	66	66	66	66	66																								
68	22	68	66	66	66	66																														
54	23	54																																		
77	24	77																																		
66	25	66																																		



BRITCAR
SPA EURO RACE 2014
RACE 1

Lap Chart


		LAP													
Nr	Pos	33	34	35	36	37	38	39	40	41	42	43	44	45	
2	1	26	26	26	26	26	26	2	2	2	2	2	2	2	
8	2	2	2	2	2	2	2	26	393	393	393	393	393		
21	3	393	393	393	393	393	393	393	26	26	26	21	21		
228	4	31	31	31	21	21	21	21	21	21	21	26	26		
26	5	21	21	21	391	391	391	391	391	391	391	391	391		
9	6	391	391	391	450	450	450	450	450	450	24	24			
393	7	450	450	450	24	24	24	24	24	24	450				
31	8	24	24	24	41	41	41	41	41	41					
49	9	41	41	41	53	53	53	42	42	42					
391	10	53	53	53	42	42	42	53	53	53					
53	11	42	42	42	31	43	43	43	43	43					
450	12	43	43	43	43	79	79	79	79						
24	13	79	79	79	79	54	54	54	31						
43	14	54	54	54	54	31	31	31	54						
41	15	68	68												
46	16														
33	17														
57	18														
37	19														
42	20														
79	21														
68	22														
54	23														
77	24														
66	25														



BRITCAR
SPA EURO RACE 2014
RACE 1

Best Sector Times


SECTOR 1			SECTOR 2			SECTOR 3			Pos	Team	Cl	Ideal Lap	Best Lap
Pos	Driver	Time	Driver	Time	Driver	Time	Pos	Team					
1	2 M.CINTRANO	42.054	2 M.CINTRANO	1:07.239	2 M.CINTRANO	37.666	1	2 Neil Garner Motorsport	1	2'26.959	2:27.527	(1)	
2	8 M.MILLARD	42.095	8 M.MILLARD	1:09.008	8 M.MILLARD	37.776	2	8	1	2'28.879	2:29.380	(2)	
3	9 C.BEIGHTON	42.562	26 D.MASON	1:09.411	26 D.MASON	38.463	3	26 FF Corse	2	2'30.794	2:31.000	(3)	
4	31 N.GREENSALL	42.602	21 P.COOK	1:09.429	21 P.COOK	38.818	4	21 Simpson Motorsport	2	2'31.397	2:32.089	(4)	
5	26 D.MASON	42.920	31 N.GREENSALL	1:10.450	31 N.GREENSALL	38.957	5	31 BAMD	2	2'32.009	2:32.793	(5)	
6	21 P.COOK	43.150	393 J.CAMILLERI	1:11.546	393 J.CAMILLERI	39.477	6	9	1	2'34.509	2:34.643	(6)	
7	393 J.CAMILLERI	43.666	9 C.BEIGHTON	1:12.125	9 C.BEIGHTON	39.822	7	393 Racer Industries	2	2'34.689	2:35.158	(7)	
8	49 M.PARSONS	44.498	450 O.YUSUF	1:12.731	450 O.YUSUF	40.614	8	49 Track Torque Racing	3	2'38.728	2:39.386	(9)	
9	391 K.KASSULKE	44.685	49 M.PARSONS	1:12.751	391 K.KASSULKE	40.848	9	450 Cor Euser Racing	3	2'38.814	2:39.078	(8)	
10	24 G.GRUCHET	44.895	53 M.CUNNINGHAM	1:13.329	24 G.GRUCHET	40.888	10	24 Driver	2	2'39.326	2:39.634	(10)	
11	450 O.YUSUF	45.469	24 G.GRUCHET	1:13.543	49 M.PARSONS	41.479	11	391 Racer Industries	2	2'39.361	2:40.240	(11)	
12	53 M.CUNNINGHAM	46.642	391 K.KASSULKE	1:13.828	53 M.CUNNINGHAM	41.876	12	53	4	2'41.847	2:42.770	(12)	
13	42 A.HAYES	46.875	41 J.STACK	1:14.800	43 I.DONALDSON	42.134	13	41 Intersport	3	2'44.287	2:45.017	(14)	
14	43 I.DONALDSON	47.186	42 A.HAYES	1:15.461	46 I.MITCHELL	42.159	14	42 Intersport	3	2'44.600	2:44.694	(13)	
15	41 A.DONALDSON	47.256	43 I.DONALDSON	1:15.813	41 A.DONALDSON	42.231	15	43 Intersport	3	2'45.133	2:45.671	(15)	
16	46 I.MITCHELL	47.466	46 I.MITCHELL	1:15.969	42 A.HAYES	42.264	16	46 Ian Mitchell	3	2'45.594	2:46.117	(16)	
17	33 J.LUNN	47.919	79 C.HAYES	1:17.315	79 A.THOMPSON	43.705	17	79 Westlake Motorsport	4	2'49.472	2:49.813	(17)	
18	79 C.HAYES	48.452	54 R.CULLUM	1:17.413	54 J.CULLUM	44.022	18	54	4	2'50.569	2:51.126	(18)	
19	54 R.CULLUM	49.134	68 R.TAYLOR	1:17.802	33 J.LUNN	44.121	19	77 Track Torque	4	2'51.454	2:51.637	(19)	
20	77 D.WEBB	49.267	77 D.WEBB	1:17.978	77 D.WEBB	44.209	20	33 Jensen Lunn	2	2'51.591	2:51.971	(21)	
21	68 R.TAYLOR	49.733	66 W.ARIF	1:19.359	66 W.ARIF	44.277	21	68 Zest Racecar Engineering	4	2'51.951	2:51.955	(20)	
22	66 W.ARIF	50.283	33 J.LUNN	1:19.551	68 R.TAYLOR	44.416	22	66	4	2'53.919	2:55.005	(22)	



BRITCAR
SPA EURO RACE 2014
RACE 1

Best Sector Times


SECTOR 1			SECTOR 2			SECTOR 3			Pos	Team	Cl	Ideal Lap	Best Lap
Pos	Driver	Time	Driver	Time	Driver	Time	Pos	Team					
1	2 M.CINTRANO	42.054	2 M.CINTRANO	1:07.239	2 M.CINTRANO	37.666	1	2 Neil Garner Motorsport	1	2'26.959	2:27.527	(1)	
2	8 M.MILLARD	42.095	8 M.MILLARD	1:09.008	8 M.MILLARD	37.776	2	8	1	2'28.879	2:29.380	(2)	
3	9 C.BEIGHTON	42.562	26 D.MASON	1:09.411	26 D.MASON	38.463	3	26 FF Corse	2	2'30.794	2:31.000	(3)	
4	31 N.GREENSALL	42.602	21 P.COOK	1:09.429	21 P.COOK	38.818	4	21 Simpson Motorsport	2	2'31.397	2:32.089	(4)	
5	26 D.MASON	42.920	31 N.GREENSALL	1:10.450	31 N.GREENSALL	38.957	5	31 BAMD	2	2'32.009	2:32.793	(5)	
6	21 P.COOK	43.150	393 J.CAMILLERI	1:11.546	393 J.CAMILLERI	39.477	6	9	1	2'34.509	2:34.643	(6)	
7	393 J.CAMILLERI	43.666	9 C.BEIGHTON	1:12.125	9 C.BEIGHTON	39.822	7	393 Racer Industries	2	2'34.689	2:35.158	(7)	
8	49 M.PARSONS	44.498	450 O.YUSUF	1:12.731	450 O.YUSUF	40.614	8	49 Track Torque Racing	3	2'38.728	2:39.386	(9)	
9	391 K.KASSULKE	44.685	49 M.PARSONS	1:12.751	391 K.KASSULKE	40.848	9	450 Cor Euser Racing	3	2'38.814	2:39.078	(8)	
10	24 G.GRUCHET	44.895	53 M.CUNNINGHAM	1:13.329	24 G.GRUCHET	40.888	10	24 Driver	2	2'39.326	2:39.634	(10)	
11	450 O.YUSUF	45.469	24 G.GRUCHET	1:13.543	49 M.PARSONS	41.479	11	391 Racer Industries	2	2'39.361	2:40.240	(11)	
12	53 M.CUNNINGHAM	46.642	391 K.KASSULKE	1:13.828	53 M.CUNNINGHAM	41.876	12	53	4	2'41.847	2:42.770	(12)	
13	42 A.HAYES	46.875	41 J.STACK	1:14.800	43 I.DONALDSON	42.134	13	41 Intersport	3	2'44.287	2:45.017	(14)	
14	43 I.DONALDSON	47.186	42 A.HAYES	1:15.461	46 I.MITCHELL	42.159	14	42 Intersport	3	2'44.600	2:44.694	(13)	
15	41 A.DONALDSON	47.256	43 I.DONALDSON	1:15.813	41 A.DONALDSON	42.231	15	43 Intersport	3	2'45.133	2:45.671	(15)	
16	46 I.MITCHELL	47.466	46 I.MITCHELL	1:15.969	42 A.HAYES	42.264	16	46 Ian Mitchell	3	2'45.594	2:46.117	(16)	
17	33 J.LUNN	47.919	79 C.HAYES	1:17.315	79 A.THOMPSON	43.705	17	79 Westlake Motorsport	4	2'49.472	2:49.813	(17)	
18	79 C.HAYES	48.452	54 R.CULLUM	1:17.413	54 J.CULLUM	44.022	18	54	4	2'50.569	2:51.126	(18)	
19	54 R.CULLUM	49.134	68 R.TAYLOR	1:17.802	33 J.LUNN	44.121	19	77 Track Torque	4	2'51.454	2:51.637	(19)	
20	77 D.WEBB	49.267	77 D.WEBB	1:17.978	77 D.WEBB	44.209	20	33 Jensen Lunn	2	2'51.591	2:51.971	(21)	
21	68 R.TAYLOR	49.733	66 W.ARIF	1:19.359	66 W.ARIF	44.277	21	68 Zest Racecar Engineering	4	2'51.951	2:51.955	(20)	
22	66 W.ARIF	50.283	33 J.LUNN	1:19.551	68 R.TAYLOR	44.416	22	66	4	2'53.919	2:55.005	(22)	



BRITCAR
SPA EURO RACE 2014
RACE 1

Fastest Lap Sequence

Practice Time	Team	Car	Class	Driver	Time	Kph	Lap
6:41.728	8	Rapier SR2 LMPX	1	Mike MILLARD	4:03.521	103.5	2
6:42.714	26 FF Corse	Ferrari 458 Challenge	2	David MASON	3:57.721	106.1	2
6:43.443	2 Neil Garner Motorsport	Mosler MT900 GT3	1	Javier MORCILLO	3:56.513	106.6	2
6:44.638	21 Simpson Motorsport	Audi R8	2	Peter COOK	3:54.654	107.5	2
6:46.974	9	Marcos GTC	1	Chris BEIGHTON	3:44.561	112.3	2
10:35.986	24 Driver	Porsche 997 Cup	2	Guillaume GRUCHET	3:43.959	112.6	3
10:36.419	450 Cor Euser Racing	Lotus Evora	3	Cor EUSER	3:43.705	112.7	3
10:37.646	43 Intersport	BMW V8 GT4	3	Ian DONALDSON	3:43.071	113.0	3
10:42.430	68 Zest Racecar Engineering	Seat T	4	Robert TAYLOR	3:42.523	113.3	3
10:44.147	42 Intersport	BMW M3 GT4	3	Adam HAYES	3:41.927	113.6	3
13:01.197	8	Rapier SR2 LMPX	1	Mike MILLARD	2:31.312	166.6	4
15:32.180	8	Rapier SR2 LMPX	1	Mike MILLARD	2:30.983	167.0	5
20:35.039	8	Rapier SR2 LMPX	1	Mike MILLARD	2:30.850	167.1	7
25:38.950	8	Rapier SR2 LMPX	1	Mike MILLARD	2:30.456	167.6	9
33:16.441	8	Rapier SR2 LMPX	1	Mike MILLARD	2:29.380	168.8	12
1:04:44.152	2 Neil Garner Motorsport	Mosler MT900 GT3	1	Manuel CINTRANO	2:27.574	170.9	4
1:24:41.814	2 Neil Garner Motorsport	Mosler MT900 GT3	1	Manuel CINTRANO	2:27.570	170.9	12
1:34:38.528	2 Neil Garner Motorsport	Mosler MT900 GT3	1	Manuel CINTRANO	2:27.527	170.9	16




BRITCAR
SPA EURO RACE 2014
RACE 1

Analysis by lap

Lapped

Nr	Lap Time	Gap	Nr	Lap Time	Gap	Nr	Lap Time	Gap	Nr	Lap Time	Gap	Nr	Lap Time	Gap
26	2:33.477	7.889	26	2:32.367	11.577	66	3:00.215	17 Laps	43	2:46.548	1 Lap	53	7:25.540	2 Laps
43	2:49.317	1 Lap	53	2:43.604	1 Lap	53	2:43.241	1 Lap	41	2:46.344	1 Lap	24	2:46.435	2'01.912
21	2:33.259	17.459	21	2:32.192	23.118	79	2:55.067	2 Laps	31	5:22.919	1 Lap			
41	2:48.060	1 Lap	450	2:46.175	1 Lap	54	2:56.715	2 Laps	Lap 27					
46	2:47.349	1 Lap	43	2:45.671	1 Lap	393	2:36.243	1'29.823	Lap 24					
42	2:48.524	1 Lap	41	2:45.622	1 Lap	43	2:48.073	1 Lap	21	2:32.930				
2	2:38.082	55.925	2	2:36.260	1'10.587	41	2:46.864	1 Lap	42	2:49.334	2 Laps			
393	2:35.799	59.502	393	2:35.927	1'14.136	42	2:44.694	1 Lap	391	2:40.370	2 Laps			
33	2:53.469	3 Laps	46	2:53.264	1 Lap	Lap 21			24	2:39.634	1 Lap			
77	2:54.142	1 Lap	42	2:47.507	1 Lap	8	2:33.005		450	2:39.078	2 Laps			
79	2:51.766	1 Lap	31	2:40.068	2'15.172	31	2:38.397	1 Lap	2	2:27.574	1 Lap			
54	2:54.582	1 Lap	391	2:42.295	1 Lap	391	2:40.942	2 Laps	53	2:45.078	1 Lap			
31	2:38.527	1'46.622	77	5:37.544	2 Laps	26	2:32.443	12.841	393	2:39.961	1'20.247			
24	2:42.940	2'03.811	Lap 18			21	2:32.813	28.918	54	4:55.477	3 Laps			
391	2:42.772	2'08.690	8	2:32.110		24	2:40.567	1 Lap	79	2:54.149	3 Laps			
53	2:43.871	2'17.857	79	2:54.667	2 Laps	450	2:42.024	2 Laps	66	2:56.762	17 Laps			
Lap 15			24	2:44.074	1 Lap	66	2:58.213	17 Laps	26	2:34.011	1'52.246			
8	2:31.743		26	2:32.197	11.664	53	2:44.607	1 Lap	43	2:47.765	1 Lap			
26	2:32.156	8.302	54	2:57.885	2 Laps	2	4:58.110	1 Lap	41	2:46.355	1 Lap			
450	2:49.283	1 Lap	21	2:32.812	23.820	393	2:36.887	1'33.705	Lap 25					
21	2:33.522	19.238	53	2:44.239	1 Lap	54	2:56.316	2 Laps	21	2:33.445				
43	2:48.499	1 Lap	68	7:27.132	4 Laps	43	2:47.037	1 Lap	31	2:37.145	2 Laps			
68	4:04.209	2 Laps	450	2:48.748	1 Lap	41	2:46.327	1 Lap	391	2:40.467	2 Laps			
41	2:46.480	1 Lap	43	2:46.280	1 Lap	Lap 22			2	2:29.433	1 Lap			
46	2:48.397	1 Lap	2	2:36.667	1'15.144	8	2:32.614		450	2:39.905	2 Laps			
2	2:34.995	59.177	393	2:36.852	1'18.878	42	2:48.793	2 Laps	24	2:41.865	1 Lap			
42	2:47.776	1 Lap	41	2:47.752	1 Lap	31	2:40.050	1 Lap	393	2:40.098	1'26.900			
393	2:35.354	1'03.113	42	2:47.844	1 Lap	26	2:32.077	12.304	54	2:52.825	3 Laps			
33	2:54.128	3 Laps	31	2:39.612	2'22.674	391	2:41.344	2 Laps	79	2:53.780	3 Laps			
77	2:54.436	1 Lap	391	2:40.917	1 Lap	21	2:32.627	28.931	26	2:33.987	1'52.788			
79	2:49.959	1 Lap	Lap 19			24	2:41.038	1 Lap	66	2:55.723	17 Laps			
31	2:40.011	1'54.890	8	2:30.597		450	2:39.462	2 Laps	41	2:46.789	1 Lap			
54	2:54.717	1 Lap	66	47:36.946	17 Laps	79	5:23.359	3 Laps	68	7:51.420	9 Laps			
24	2:41.829	2'13.897	26	2:32.583	13.650	2	2:30.825	1 Lap	31	2:34.829	1 Lap			
Lap 16			24	2:43.325	1 Lap	53	2:47.660	1 Lap	391	2:41.771	1 Lap			
8	2:30.332		21	2:33.581	26.804	66	3:00.395	17 Laps	42	5:27.823	2 Laps			
53	2:45.161	1 Lap	79	2:53.867	2 Laps	393	2:37.451	1'38.542	2	2:31.107	3'05.031			
26	2:31.788	9.758	53	2:43.736	1 Lap	54	2:58.116	2 Laps	450	2:39.459	1 Lap			
21	2:32.568	21.474	54	2:56.718	2 Laps	43	2:47.345	1 Lap	24	2:40.430	3'19.829			
450	2:48.116	1 Lap	2	2:40.107	1'24.654	41	2:45.017	1 Lap	Lap 26					
43	2:46.927	1 Lap	393	2:37.219	1'25.500	42	2:48.339	1 Lap	393	2:37.452				
41	2:45.549	1 Lap	33	9:43.714	6 Laps	68	12:33.211	7 Laps	26	2:34.065	22.501			
2	2:36.030	1'04.875	43	2:48.884	1 Lap	391	2:40.400	1 Lap	54	2:53.454	3 Laps			
46	2:47.880	1 Lap	41	2:47.309	1 Lap	Lap 23			21	4:36.875	32.523			
393	2:35.976	1'08.757	42	2:46.090	1 Lap	21	2:33.616		79	2:53.484	3 Laps			
42	2:47.179	1 Lap	31	2:38.445	2'30.522	24	2:39.917	1 Lap	66	2:56.988	17 Laps			
391	4:58.651	1 Lap	Lap 20			450	2:39.104	2 Laps	31	2:34.482	1 Lap			
31	2:41.094	2'05.652	8	2:31.920		2	2:29.789	1 Lap	41	2:48.183	1 Lap			
79	2:54.376	1 Lap	391	2:41.317	2 Laps	53	2:45.170	1 Lap	68	2:57.174	9 Laps			
24	2:42.667	2'26.232	26	2:31.673	13.403	79	2:55.475	3 Laps	2	2:30.969	1'31.648			
54	2:54.535	1 Lap	21	2:34.226	29.110	393	2:37.221	1'13.216	391	2:41.884	1 Lap			
Lap 17			24	2:42.463	1 Lap	66	2:58.088	17 Laps	43	6:00.908	2 Laps			
8	2:30.548		450	4:30.777	2 Laps	26	4:41.408	1'51.165	42	2:52.885	2 Laps			
									450	2:39.907	1 Lap			



BRITCAR
SPA EURO RACE 2014
RACE 1

Analysis

■ Personal Best
 ■ Session Best
 ■ B Crossing the finish line in pit lane

Lap	D	Time	Sector 1	Sector 2	Sector 3	Kph	Elapsed	Lap	D	Time	Sector 1	Sector 2	Sector 3	Kph	Elapsed
27	2	2:39.888	45.525	1:13.733	40.630	157.7	1:17:57.495								
28	2	2:41.740	46.550	1:14.094	41.096	155.9	1:20:39.235								
29	2	2:41.679	46.124	1:13.943	41.612	156.0	1:23:20.914								
30	2	2:43.384	46.672	1:14.959	41.753	154.3	1:26:04.298								
31	2	2:42.438	46.515	1:14.263	41.660	155.2	1:28:46.736								
32	2	2:43.348	46.238	1:15.280	41.830	154.4	1:31:30.084								
33	2	2:43.389	46.446	1:15.409	41.534	154.3	1:34:13.473								
34	2	2:42.593	46.611	1:14.418	41.564	155.1	1:36:56.066								
35	2	2:42.052	46.336	1:13.936	41.780	155.6	1:39:38.118								
36	2	2:43.068	46.480	1:14.894	41.694	154.6	1:42:21.186								
37	2	2:44.485	46.761	1:15.384	42.340	153.3	1:45:05.671								
38	2	2:44.046	46.878	1:14.895	42.273	153.7	1:47:49.717								
39	2	2:45.092	47.083	1:15.556	42.453	152.7	1:50:34.809								
40	2	2:44.723	46.658	1:15.771	42.294	153.1	1:53:19.532								
41	2	2:44.032	46.917	1:14.947	42.168	153.7	1:56:03.564								
42	2	3:14.990	47.002	1:35.707	52.281	129.3	1:59:18.554								